


Cathedral Sconce 26"



WAL-062



# Cathedral Sconce 26"



WAL-062

## DESCRIPTION

Cathedral is a contemporary representation of the classic outdoor lantern. Milled solid-brass rings hold a frosted glass cylinder and linear brass slots diffuse the powerful light source. When viewing up close, the lamp is concealed in a way to allow the glass cylinder to be completely un-obstructed - allowing air and light to pass throughout the entire inside of the sconce.

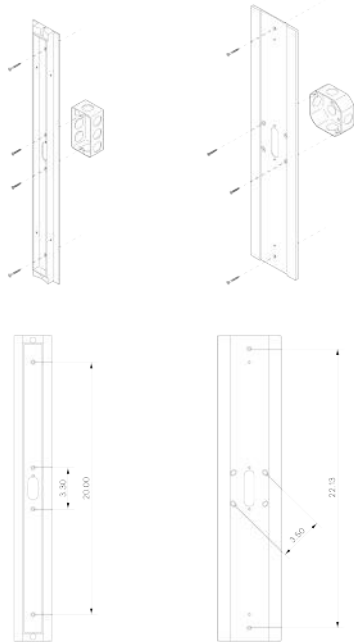
## MATERIALS

Brass, Glass

## METAL FINISHES

Available in All Standard Metal Finishes

## MOUNTING HARDWARE DIAGRAM



## MOUNTING

Universal

## WEIGHT

18.75 lb

## LAMPING

Integrated AC LED Module

## LAMP QUANTITY

2

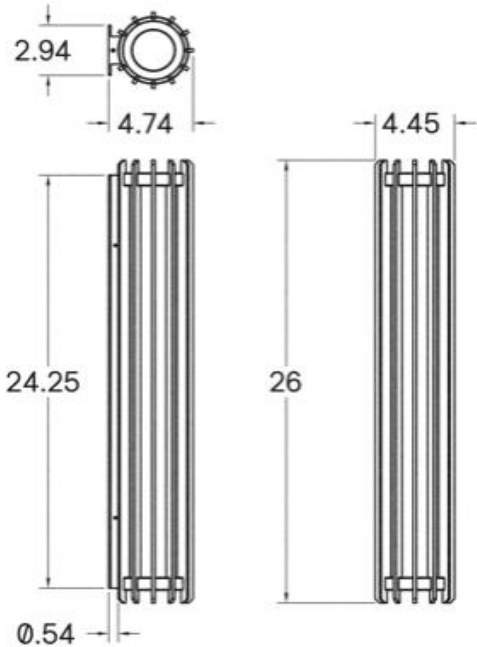
## BRIGHTNESS

1500 Lumens

## DIMMING

LED+

## DIMENSIONAL DRAWING



## CERTIFICATIONS

CE, Damp Locations, Outdoor and Wet Locations, UL and cUL Certified

