


# A P P A R A T U S



TARNISHED SILVER / PEWTER SUEDE

## HIGHWIRE : LARGE

### REFERENCE

CAPTURED STATES OF MOTION  
PHILIP PETIT

### COMPOSITION

SPHERES AND LINE SEGMENTS  
FIXED AND MOVABLE ELEMENTS  
HAND-WRAPPED LEATHER OR SUEDE

A P P A R A T U S

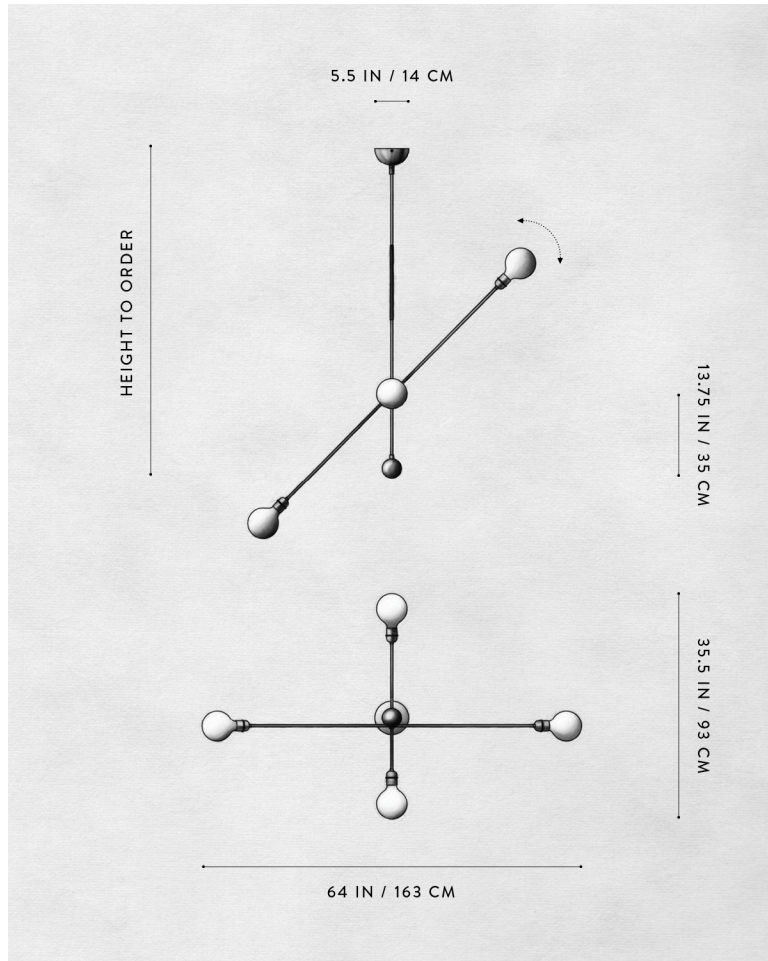


BLACKENED BRASS / TAUPE LEATHER



AGED BRASS

# A P P A R A T U S



## HIGHWIRE : LARGE

### DIMENSIONS

35.5 D, ROTATING ARM 64 L IN  
 93 D, ROTATING ARM 163 L CM  
 HEIGHT TO ORDER  
 DEPENDING ON POSITION OF ROTATING  
 ARMS, BOTTOM BULB MAY REST UP TO  
 19 IN BELOW FIXED HEIGHT

### WEIGHT

APPROX. 10 LBS / 5 KG

### PRICE

FROM \$5300

### MINIMUM HEIGHT INCLUDES ADD HEIGHT

35 IN  
 60 IN  
 \$10 PER IN

### VOLTAGE

120-240  
 UL / CE

### LAMPING BULB INCLUDED

MAX 40W  
 4 X 3W DIMMABLE LED BULB  
 200 LUMENS EACH  
 2700K  
 120V : E26 GLOBE XL : CLEAR  
 240V : E27 GLOBE XL : CLEAR  
 30,000 HOURS

### BULB LIFE

### DEPOSIT BALANCE LEAD TIME


50% UPON ORDER  
 DUE PRIOR TO SHIPPING  
 PLEASE REFER TO WEBSITE

FINISHED AND ASSEMBLED BY HAND IN NY  
 DOMESTIC AND IMPORTED COMPONENTS


# A P P A R A T U S



AGED BRASS



OIL-RUBBED BRONZE



BLACKENED BRASS



TARNISHED SILVER




LEATHER - CANE



LEATHER - SADDLE



LEATHER - TAUPE



LEATHER - BLACK



SUEDE - ICE



SUEDE - PEWTER



SUEDE - BRONZE




SUEDE - SEPIA



SUEDE - JUNIPER



SUEDE - PLUM



SUEDE - BLACK

METAL

LEATHER

SUEDE

HIGHWIRE : LARGE

AGED BRASS [WAXED]  
OIL-RUBBED BRONZE [WAXED]  
BLACKENED BRASS [WAXED]  
TARNISHED SILVER [LACQUERED] ADD 35%

CANE  
SADDLE  
TAUPE  
BLACK

ICE  
PEWTER  
BRONZE  
SEPIA  
JUNIPER  
PLUM  
BLACK

# A P P A R A T U S



OIL-RUBBED BRONZE / TAUPE LEATHER

## HIGHWIRE : SMALL


### REFERENCE

CAPTURED STATES OF MOTION  
PHILIP PETIT

### COMPOSITION

SPHERES AND LINE SEGMENTS  
FIXED AND MOVABLE OBJECTS  
HAND-WRAPPED LEATHER OR SUEDE

A P P A R A T U S

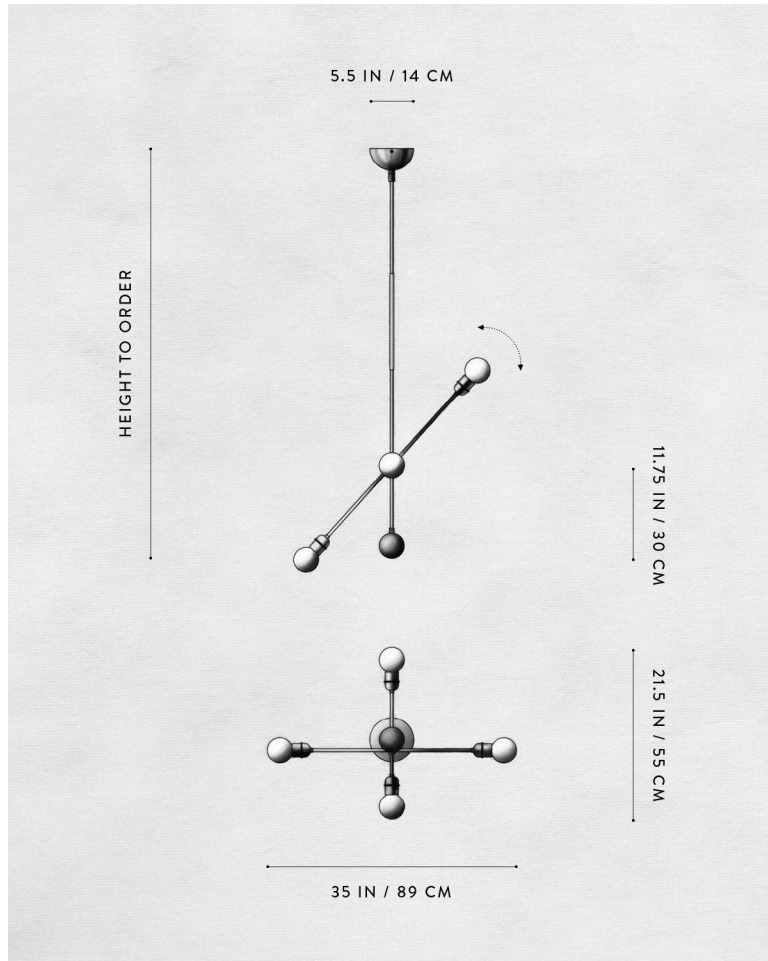


BLACKENED BRASS / TAUPE LEATHER



AGED BRASS

# A P P A R A T U S



## DIMENSIONS

HIGHWIRE : SMALL

21.5 D, ROTATING ARM 35 L IN  
55 D, ROTATING ARM 89 L CM  
HEIGHT TO ORDER  
DEPENDING ON POSITION OF ROTATING  
ARMS, BOTTOM BULB MAY REST UP TO  
6 IN BELOW FIXED HEIGHT

## WEIGHT

APPROX. 5 LBS / 3 KG

## PRICE

FROM \$4400

## MINIMUM HEIGHT INCLUDES ADD HEIGHT

30 IN  
60 IN  
\$10 PER IN

## VOLTAGE

120-240  
UL / CE

## LAMPING BULB INCLUDED

MAX 40W  
4 X 3W DIMMABLE LED BULB  
200 LUMENS EACH  
2700K

## BULB LIFE

120V : E26 GLOBE LG : CLEAR  
240V : E27 GLOBE LG : CLEAR  
15,000 HOURS

## DEPOSIT BALANCE LEAD TIME


50% UPON ORDER  
DUE PRIOR TO SHIPPING  
PLEASE REFER TO WEBSITE

FINISHED AND ASSEMBLED BY HAND IN NY  
DOMESTIC AND IMPORTED COMPONENTS


# A P P A R A T U S



AGED BRASS



OIL-RUBBED BRONZE



BLACKENED BRASS



TARNISHED SILVER




LEATHER - CANE



LEATHER - SADDLE



LEATHER - TAUPE



LEATHER - BLACK



SUEDE - ICE



SUEDE - PEWTER




SUEDE - BRONZE




SUEDE - SEPIA



SUEDE - JUNIPER



SUEDE - PLUM



SUEDE - BLACK

METAL

LEATHER

SUEDE

HIGHWIRE : SMALL

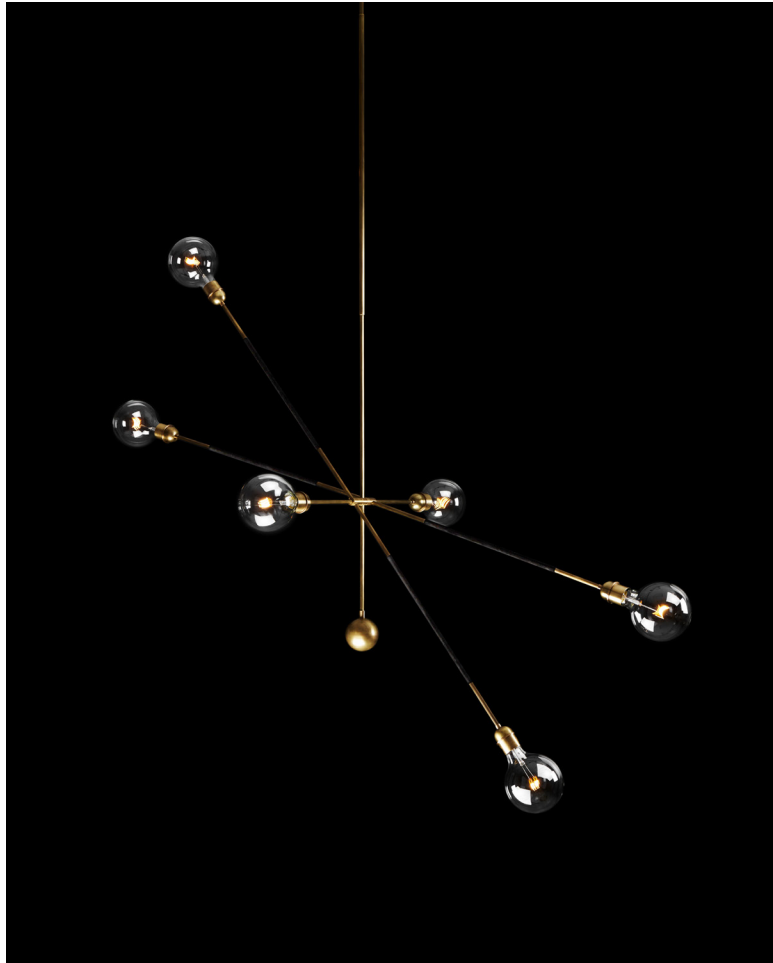
AGED BRASS [WAXED]  
 OIL-RUBBED BRONZE [WAXED]  
 BLACKENED BRASS [WAXED]  
 TARNISHED SILVER [LACQUERED] ADD 35%

CANE  
 SADDLE  
 TAUPE  
 BLACK

ICE  
 PEWTER  
 BRONZE  
 SEPIA  
 JUNIPER  
 PLUM  
 BLACK



# A P P A R A T U S



AGED BRASS / BLACK LEATHER

## HIGHWIRE : TANDEM LARGE

### REFERENCE

CAPTURED STATES OF MOTION  
PHILIP PETIT

### COMPOSITION

SPHERES AND LINE SEGMENTS  
FIXED AND MOVABLE ELEMENTS  
HAND-WRAPPED LEATHER OR SUEDE

A P P A R A T U S

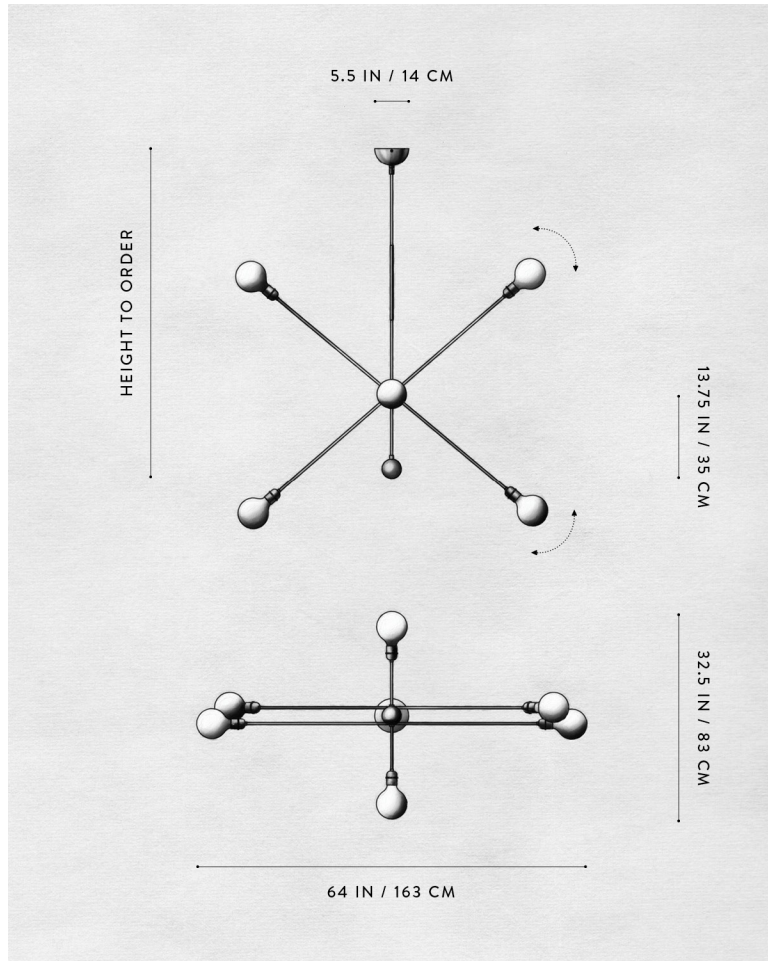


AGED BRASS / BLACK SUEDE



AGED BRASS

# A P P A R A T U S



## HIGHWIRE : TANDEM LARGE

### DIMENSIONS

32.5 D, ROTATING ARM 64 L IN  
 83 D, ROTATING ARM 163 L CM  
 HEIGHT TO ORDER  
 DEPENDING ON POSITION OF ROTATING  
 ARMS, BOTTOM BULB MAY REST UP TO  
 19 IN BELOW FIXED HEIGHT

### WEIGHT

APPROX. 15 LBS / 7 KG

### PRICE

FROM \$7300

### MINIMUM HEIGHT INCLUDES ADD HEIGHT

35 IN  
 60 IN  
 \$10 PER IN

### VOLTAGE

120-240  
 UL / CE

### LAMPING BULB INCLUDED

MAX 40W  
 6 X 3W DIMMABLE LED BULB  
 200 LUMENS EACH  
 2700K

### BULB LIFE

120 V: E26 GLOBE XL : CLEAR  
 240V : E27 GLOBE XL : CLEAR  
 30,000 HOURS

### DEPOSIT BALANCE LEAD TIME


50% UPON ORDER  
 DUE PRIOR TO SHIPPING  
 PLEASE REFER TO WEBSITE

FINISHED AND ASSEMBLED BY HAND IN NY  
 DOMESTIC AND IMPORTED COMPONENTS


# A P P A R A T U S



AGED BRASS



OIL-RUBBED BRONZE



BLACKENED BRASS



TARNISHED SILVER




LEATHER - CANE



LEATHER - SADDLE



LEATHER - TAUPE



LEATHER - BLACK



SUEDE - ICE



SUEDE - PEWTER




SUEDE - BRONZE




SUEDE - SEPIA



SUEDE - JUNIPER



SUEDE - PLUM



SUEDE - BLACK

METAL

LEATHER

SUEDE

HIGHWIRE : TANDEM LARGE

AGED BRASS [WAXED]  
 OIL-RUBBED BRONZE [WAXED]  
 BLACKENED BRASS [WAXED]  
 TARNISHED SILVER [LACQUERED] ADD 35%

CANE  
 SADDLE  
 TAUPE  
 BLACK

ICE  
 PEWTER  
 BRONZE  
 SEPIA  
 JUNIPER  
 PLUM  
 BLACK

# A P P A R A T U S



BLACKENED BRASS / BLACK LEATHER

## HIGHWIRE : TANDEM SMALL

### REFERENCE

CAPTURED STATES OF MOTION  
PHILIP PETIT

### COMPOSITION

SPHERES AND LINE SEGMENTS  
FIXED AND MOVABLE ELEMENTS  
HAND-WRAPPED LEATHER OR SUEDE

A P P A R A T U S

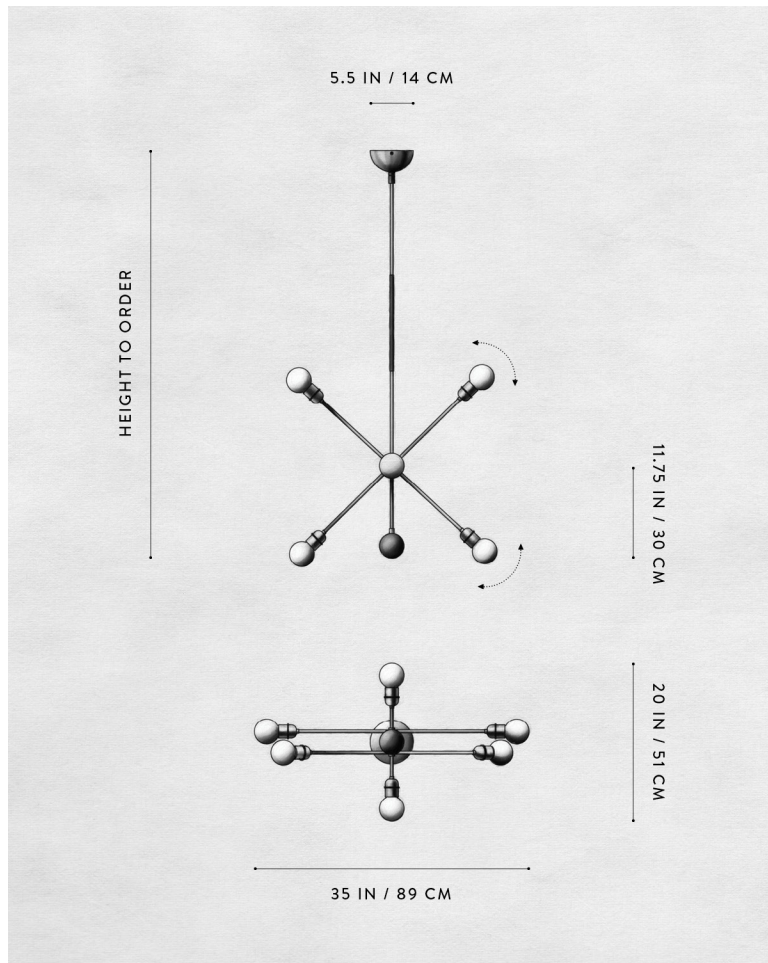


AGED BRASS / BLACK SUEDE



AGED BRASS

# A P P A R A T U S



## DIMENSIONS

## HIGHWIRE : TANDEM SMALL

20 D, ROTATING ARM 35 L IN  
 51 D, ROTATING ARM 89 L CM  
 HEIGHT TO ORDER  
 DEPENDING ON POSITION OF ROTATING  
 ARMS, BOTTOM BULB MAY REST UP TO  
 6 IN BELOW FIXED HEIGHT

## WEIGHT

APPROX. 10 LBS / 5 KG

## PRICE

FROM \$5300

## MINIMUM HEIGHT INCLUDES ADD HEIGHT

30 IN  
 60 IN  
 \$10 PER IN

## VOLTAGE

120-240  
 UL / CE

## LAMPING BULB INCLUDED

MAX 40W  
 6 X 3W DIMMABLE LED BULB  
 200 LUMENS EACH  
 2700K

## BULB LIFE

120V : E26 GLOBE LG : CLEAR  
 240V : E27 GLOBE LG : CLEAR  
 15,000 HOURS

## DEPOSIT BALANCE LEAD TIME


50% UPON ORDER  
 DUE PRIOR TO SHIPPING  
 PLEASE REFER TO WEBSITE

FINISHED AND ASSEMBLED BY HAND IN NY  
 DOMESTIC AND IMPORTED COMPONENTS


# A P P A R A T U S



AGED BRASS



OIL-RUBBED BRONZE



BLACKENED BRASS



TARNISHED SILVER




LEATHER - CANE



LEATHER - SADDLE



LEATHER - TAUPE



LEATHER - BLACK



SUEDE - ICE



SUEDE - PEWTER




SUEDE - BRONZE




SUEDE - SEPIA



SUEDE - JUNIPER



SUEDE - PLUM



SUEDE - BLACK

METAL

LEATHER

SUEDE

HIGHWIRE : TANDEM SMALL

AGED BRASS [WAXED]  
 OIL-RUBBED BRONZE [WAXED]  
 BLACKENED BRASS [WAXED]  
 TARNISHED SILVER [LACQUERED] ADD 35%

CANE  
 SADDLE  
 TAUPE  
 BLACK

ICE  
 PEWTER  
 BRONZE  
 SEPIA  
 JUNIPER  
 PLUM  
 BLACK